


**CTAS**  
**COUNTY TECHNICAL ASSISTANCE SERVICE**



**PROVIDING ASSISTANCE TO COUNTY OFFICIALS IN TENNESSEE**

---

---


**THE UNIVERSITY OF TENNESSEE**  
**COUNTY TECHNICAL ASSISTANCE SERVICE**

---

---

**COUNTY OFFICIALS' SALARIES**  
**FOR FY2001-2002**

**MARCH 2001**



**E15-1570-00-008-01**

March 2001

**TO:** County Officials  
**FROM:** J. Rodney Carmical  
**RE:** County Officials' Compensation FY 2001-2002

**County Officials.** The Tennessee General Assembly, in its 1996 legislative session, established a new method for determining compensation increases for county officials (T.C.A. § 8-24-102). The law contains a provision for an automatic increase in salary based on the percentage increase given to state employees for the previous fiscal year. It requires the Commissioner of Finance and Administration to certify to the Comptroller of the Treasury the average annualized increase in state employees' compensation on or before May 1 of each year. The Commissioner certified on February 5, 2001, that state employees received an increase of 3.5% for the fiscal year 2000-2001 (See attached certification). The certification provision and other requirements are contained in Section 8-24-102(e) of the *Tennessee Code Annotated*, as follows:

*On July 1, 1997, and each July 1 thereafter, the compensation for county officials, as provided by this section, shall be increased by a dollar amount equal to the average annualized general increase in state employee's compensation during the prior fiscal year multiplied by the compensation established herein for the county officials of the county with the median population of all counties; provided, that in no year shall such compensation increase by more than seven percent (7%). On or before May 1 of each year, the commissioner of finance and administration shall certify to the comptroller of the treasury the average annualized general increase in state employee's compensation during that fiscal year.*

The tables on the following pages contain our salary calculations for each official, according to the statutory population classes. We used the following method, specified in the statute quoted above, to figure increases for the 2001-2002 fiscal year. First determine the certified increase in state employees' compensation for the prior fiscal year, which is 3.5%. Then find the county with the median population, which is Giles County (population class 23,000 to 34,999). Multiply the current statutory salary for each official in the median county by 3.5% to find the dollar amounts by which to increase salaries in all counties. **Please remember the increase is a dollar amount, NOT a percentage.** The only officials receiving a true 3.5% increase in salary are those in the same population class as the median county, or those with populations between 23,000 and 34,999. Others will receive either more than 3.5% (in counties with smaller populations) or less than 3.5% (in more populous counties). This provision was placed in the law to equalize salaries across the state so that there would not be growing disparity in compensation between officials in large and small counties.

**Administrators of Elections.** Separate legislation (T.C.A. § 2-12-208) provides for minimum salaries for the administrators of elections which, after the phase-in period, are based upon percentages of the assessor's compensation. As with the statute discussed above, this law provides for yearly salary increases based upon increases for state employees during the prior fiscal year, and calculated in the same manner.

**General Sessions Judges.** Increases for general sessions judges are determined differently. Effective July 1, 1999, salaries of general sessions judges are to be adjusted annually in the same amount received by state court judges. This amount is determined by the percentage of change in the average consumer price index between the previous two calendar years (T.C.A. §§ 16-15-5003; 8-23-103). According to figures received by CTAS, the CPI change between 1999 and 2000 is 3.4%; therefore, the total salary is increased by 3.4% for the coming fiscal year. **PLEASE NOTE:** The increase applies to the base salary plus annual supplements plus adjustments – the total salary (see T.C.A. § 16-15-5003(i)(3)). **Check with your judges, because in some counties private acts or other provisions of general law may apply.**

*CTAS cannot prepare salary schedules for general sessions court judges because the salaries in each county must be calculated separately after a thorough examination of the private acts and general laws that apply in that particular county.*



STATE OF TENNESSEE  
DEPARTMENT OF FINANCE AND ADMINISTRATION  
STATE CAPITOL  
NASHVILLE, TENNESSEE 37243-0285

C. WARREN NEEL, Ph.D.  
COMMISSIONER


February 5, 2001

RECEIVED

FEB 07 2001  
COUNTY AUDIT

MEMORANDUM

TO: The Honorable John G. Morgan  
Comptroller of the Treasury

FROM: C. Warren Neel, Commissioner 

SUBJECT: Compensation of County Officials

Under the provisions of Tennessee Code Annotated, Section 8-24-102(e), I certify that the average annualized general increase in state employee's compensation is 3.5 percent in the fiscal year 2000-2001. The 2000 Appropriations Act provided for a 3.5 percent across-the-board salary increase effective July 1, 2000 in Section 50, Items 5 and 8 of the act.

CWN:JA:bt



# COUNTY EXECUTIVE

## Salaries

Fiscal Year 2001-2002

\*\*\*\*\*

Population Class	Statutory Salary for FY 2001-2002
------------------	--------------------------------------

---

400,000 and more	\$103,725
275,000 to 399,999	\$ 96,218
250,000 to 274,999	\$ 89,865
225,000 to 249,999	\$ 86,055
200,000 to 224,999	\$ 82,935
175,000 to 199,999	\$ 79,470
150,000 to 174,999	\$ 76,005
125,000 to 149,999	\$ 72,540
100,000 to 124,999	\$ 69,075
65,000 to 99,999	\$ 67,343
50,000 to 64,999	\$ 64,455
35,000 to 49,999	\$ 58,680
23,000 to 34,999	\$ 56,370
12,000 to 22,999	\$ 51,750
5,000 to 11,999	\$ 45,398
Less than 5,000	\$ 42,510

- NOTES:**
1. The County Executive's compensation shall be at least five percent (5%) higher than the maximum salary payable to any other county constitutional office. (T.C.A. § 8-24-102)
  2. The county legislative body may set the salary of the County Executive in an amount greater than the salary noted above.
  3. The increase in salary for FY 2001-2002 is \$1,906.
  4. Salaries effective July 1, 2001.

# COUNTY HIGHWAY OFFICIALS

## Salaries

Fiscal Year 2001-2002

\*\*\*\*\*

Population Class	Statutory Salary for FY 2001-2002
------------------	--------------------------------------

---

400,000 and more	N/A
275,000 to 399,999	N/A
250,000 to 274,999	\$ 85,585
225,000 to 249,999	\$ 82,285
200,000 to 224,999	\$ 78,985
175,000 to 199,999	\$ 75,685
150,000 to 174,999	\$ 72,385
125,000 to 149,999	\$ 69,085
100,000 to 124,999	\$ 65,785
65,000 to 99,999	\$ 64,135
50,000 to 64,999	\$ 61,385
35,000 to 49,999	\$ 55,885
23,000 to 34,999	\$ 53,685
12,000 to 22,999	\$ 49,285
5,000 to 11,999	\$ 43,235
Less than 5,000	\$ 40,485

- NOTES:
1. The county legislative body may set the salary of the chief administrative officer in an amount greater than the salary noted above. (T.C.A. § 8-24-102)
  2. The increase for FY 2001-2002 is \$1,815.
  3. Salaries effective July 1, 2001.

**COUNTY SHERIFF**

**Salaries**

**Fiscal Year 2001-2002**

\*\*\*\*\*

<b>Population Class</b>	<b>Statutory Salary for FY 2001-2002</b>
-------------------------	--

---

400,000 and more	\$ 98,785
275,000 to 399,999	\$ 91,635
250,000 to 274,999	\$ 85,585
225,000 to 249,999	\$ 82,285
200,000 to 224,999	\$ 78,985
175,000 to 199,999	\$ 75,685
150,000 to 174,999	\$ 72,385
125,000 to 149,999	\$ 69,085
100,000 to 124,999	\$ 65,785
65,000 to 99,999	\$ 64,135
50,000 to 64,999	\$ 61,385
35,000 to 49,999	\$ 55,885
23,000 to 34,999	\$ 53,685
12,000 to 22,999	\$ 49,285
5,000 to 11,999	\$ 43,235
Less than 5,000	\$ 40,485

- NOTES:**
- 1. Sheriffs may receive additional compensation set by the county legislative body for ex-officio services as workhouse superintendent. (T.C.A. §§ 8-24-103(a)(3); 8-24-111)**
  - 2. The increase for FY 2001-2002 is \$1,815.**
  - 3. Salaries effective July 1, 2001.**

**TRUSTEE**  
**CLERK OF CIRCUIT COURT**  
**CLERK OF CRIMINAL COURT**  
**CLERK OF GENERAL SESSIONS COURT**  
**CLERK OF JUVENILE COURT**  
**CLERK OF PROBATE COURT**  
**CLERK & MASTER**  
**COUNTY CLERK**  
**REGISTER OF DEEDS**  
 Statutory Salaries  
 Fiscal Year 2001-2002  
 \*\*\*\*\*

Population Class	Statutory Salary for FY 2001-2002
400,000 and more	\$ 89,805
275,000 to 399,999	\$ 83,305
250,000 to 274,999	\$ 77,805
225,000 to 249,999	\$ 74,805
200,000 to 224,999	\$ 71,805
175,000 to 199,999	\$ 68,805
150,000 to 174,999	\$ 65,805
125,000 to 149,999	\$ 62,805
100,000 to 124,999	\$ 59,805
65,000 to 99,999	\$ 58,305
50,000 to 64,999	\$ 55,805
35,000 to 49,999	\$ 50,805
23,000 to 34,999	\$ 48,805
12,000 to 22,999	\$ 44,805
5,000 to 11,999	\$ 39,305
Less than 5,000	\$ 36,805

- NOTES:**
1. The county legislative body may not increase or decrease the statutory salary. (T.C.A. § 8-24-102)
  2. The increase for FY 2001-2002 is \$1,650.
  3. Salaries effective July 1, 2001.



**ASSESSOR OF PROPERTY**

**Salaries**

**Fiscal Year 2001-2002**

\*\*\*\*\*

<b>Population Class</b>	<b>Statutory Salary for FY 2001-2002</b>
-------------------------	--

---

400,000 and more	\$ 89,805
275,000 to 399,999	\$ 83,305
250,000 to 274,999	\$ 77,805
225,000 to 249,999	\$ 74,805
200,000 to 224,999	\$ 71,805
175,000 to 199,999	\$ 68,805
150,000 to 174,999	\$ 65,805
125,000 to 149,999	\$ 62,805
100,000 to 124,999	\$ 59,805
65,000 to 99,999	\$ 58,305
50,000 to 64,999	\$ 55,805
35,000 to 49,999	\$ 50,805
23,000 to 34,999	\$ 48,805
12,000 to 22,999	\$ 44,805
5,000 to 11,999	\$ 39,305
Less than 5,000	\$ 36,805

- NOTES:**
1. The county legislative body may provide additional salary for the assessor. (T.C.A. § 67-1-508)
  2. The increase for FY 2001-2002 is \$1,650.
  3. Salaries effective July 1, 2001.

# ADMINISTRATOR OF ELECTIONS

## Salaries

Fiscal Year 2001-2002

\*\*\*\*\*

Population Class	Statutory Salary for FY 2001-2002
400,000 and more	\$ 76,335
275,000 to 399,999	\$ 74,975
250,000 to 274,999	\$ 70,025
225,000 to 249,999	\$ 67,325
200,000 to 224,999	\$ 64,625
175,000 to 199,999	\$ 61,925
150,000 to 174,999	\$ 59,225
125,000 to 149,999	\$ 56,525
100,000 to 124,999	\$ 53,825
65,000 to 99,999	\$ 52,475
50,000 to 64,999	\$ 50,225
35,000 to 49,999	\$ 40,644
23,000 to 34,999	\$ 39,044
12,000 to 22,999	\$ 35,844
5,000 to 11,999	\$ 31,444
Less than 5,000	\$ 29,444

- NOTES:
1. The county legislative body may provide additional salary for the administrator of elections. (T.C.A. § 2-12-208(b))
  2. Salaries effective July 1, 2001.

The University of Tennessee does not discriminate on the basis of race, sex, color, religion, national origin, age, disability, or veteran status in provision of educational programs and services or employment opportunities and benefits. This policy extends to both employment by and admission to The University.

The University does not discriminate on the basis of race, sex, or disability in its education programs and activities pursuant to the requirements of Title VI of the Civil Rights Act of 1964, Title IX of the Education Amendments of 1972, Section 504 of the Rehabilitation Act of 1973, and the Americans with Disabilities Act (ADA) of 1990.

Inquiries and charges of violation concerning Title VI, Title IX, Section 504, ADA, or the Age Discrimination in Employment Act (ADEA) or any of the other above referenced policies should be directed to the Office of Diversity Resources (DRES), 2110 Terrace Avenue, Knoxville, Tennessee 37996-3560, telephone (865) 974-2498 (V/TTY available) or (865) 974-2440. Requests for accommodation of a disability should be directed to the ADA Coordinator at the Office of Human Resources, 600 Henley Street, Knoxville, Tennessee 37996-4125.